

Accessing Virginia Standards of Learning (SOL) Practice Items in TestNav 8: Using the TestNav 8 Application beginning in Fall 2016

The practice items are non-secure; however, they must be accessed via an installable TestNav 8 application that can be used on certain desktops, laptops, and tablets that meet the minimum hardware and software requirements. Before downloading the application, ensure your device meets the minimum requirements for the TestNav 8 installable application.

TestNav 8 System Requirements:

To view the most current TestNav 8 system requirements, go to [TestNav System Requirements](#). From the Web site, active links are provided to the download location and to the setup instructions for each supported device type.

TestNav 8 will look at the font available on the device being used and will look in the order of: Helvetica Neue, Helvetica, Arial, & Sans Serif. If any of these font types are not available, the default font type available on the device will be used.

All Virginia Standards of Learning tests must be administered using the TestNav 8 app and be in kiosk mode. Kiosk mode prevents students from accessing any other web pages or applications besides TestNav while testing.

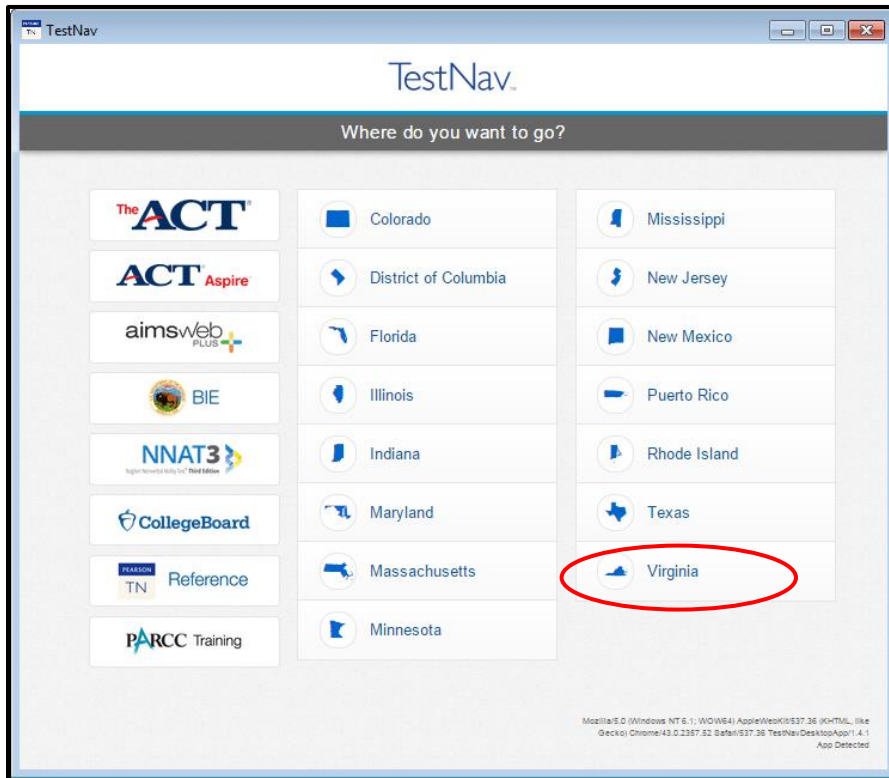
Please note that an external keyboard is listed as a hardware requirement for some devices. In Virginia, external keyboards will not be required when administering SOL tests on iOS and Android tablets; however, when determining what devices will be used for SOL testing, school divisions are strongly encouraged to consider the level of student experience and familiarity with the device the student will be assigned to use.

TestNav 8 Setup Instructions:

Specific setup instructions are available for installing the TestNav 8 application on the various supported devices. Some devices require additional steps to ensure the online testing environment is secure. Refer to the setup instructions to review the options and requirements for your device.

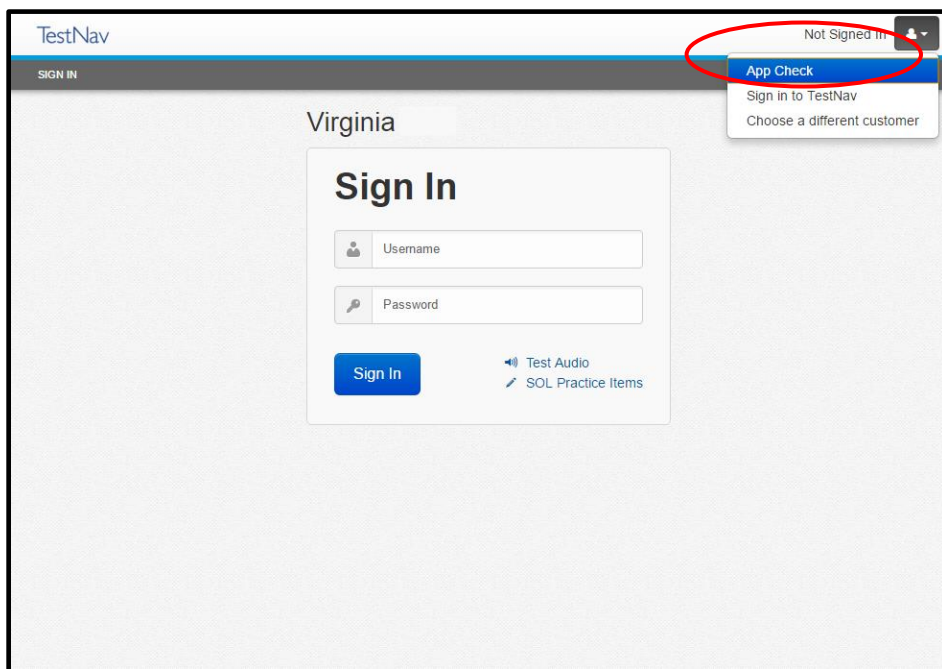
Launching the TestNav 8 Application:

After installing the TestNav 8 application on a supported device, open the application. Then select *Virginia*.

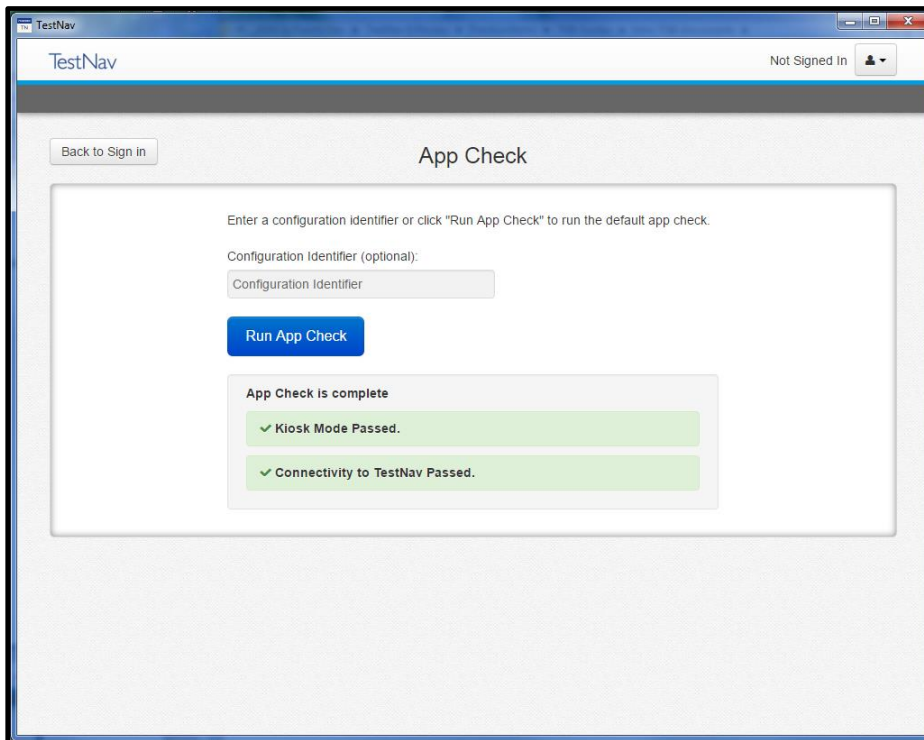


TestNav 8 Application (App) Check:

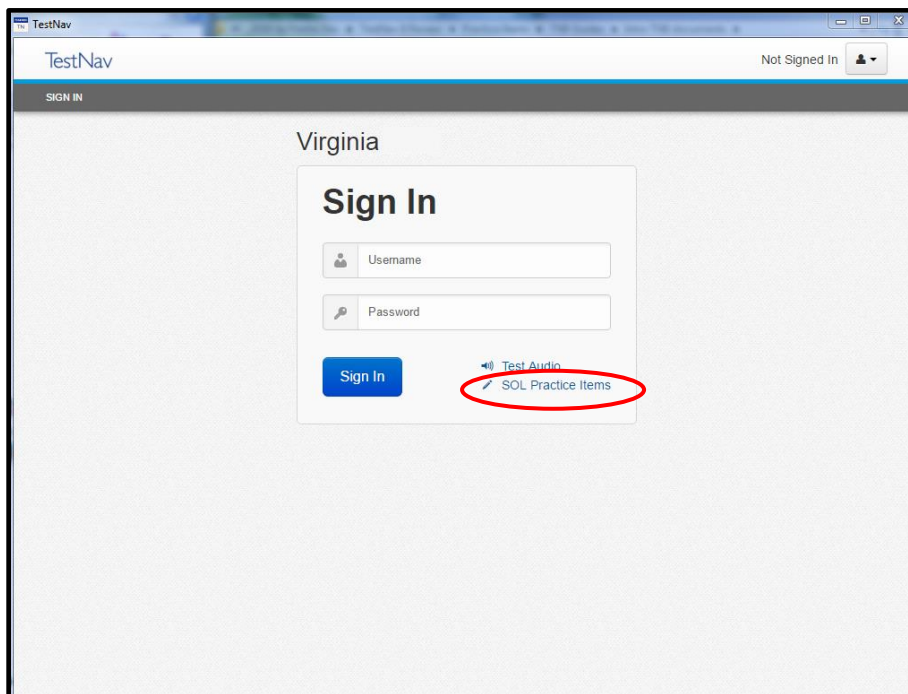
A Sign In screen for Virginia will appear. Run the application check to ensure that TestNav 8 can run on the device. Select *App Check* from the drop down list in the upper right corner of the screen as shown:



The application check will return an “App Check is complete” message or give the user a red informational message as to why the application check was not successful.



After a successful application check, select the *SOL Practice Items* link.



If you have questions or need assistance with TestNav 8 and accessing the SOL practice items, please contact student assessment staff at student_assessment@doe.virginia.gov.